

BY **GARRETT DERDERIAN**  
Director of Data & Reporting

**JULY 2018**

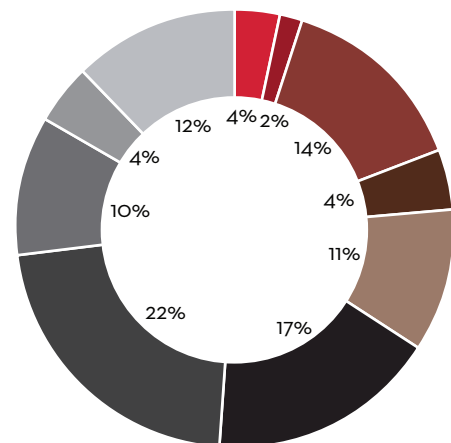
New York City logged a yearly increase of 74,400 jobs in June 2018. Nonfarm employment totaled 4,512,700 workers across the five boroughs, a 1.7% increase from one year ago. Education and Health Services added 30,300 jobs (3.2%), Professional and Business services improved by 13,500 (1.8%), while Natural Resources, Mining and Construction recorded 8,300 new jobs, an increase of 5.5%.

Average weekly earnings in NYC were \$1,211 in June 2018, up 2.2% year-over-year. This was the highest June weekly earnings on record. The increase was also larger than the 10-year average earnings increase of 1.9%.

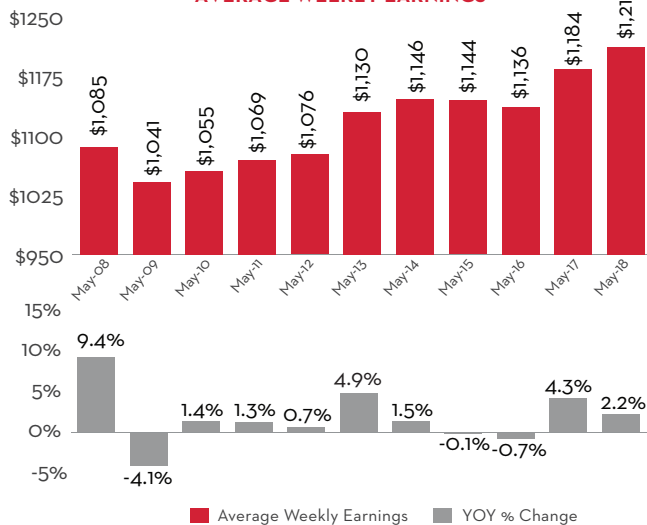
City unemployment remained unchanged at 4.2%, below New York State's rate of 4.5%, but above the national average of 4.0%. The national average was up 0.2% from the previous month.

Mortgage interest rates decreased slightly in the third week of July, with a 30-year fixed-rate dipping slightly to 4.52% from 4.53% the week prior, and a 15-year fixed-rate dropped to 4.00% from 4.02% the week prior.

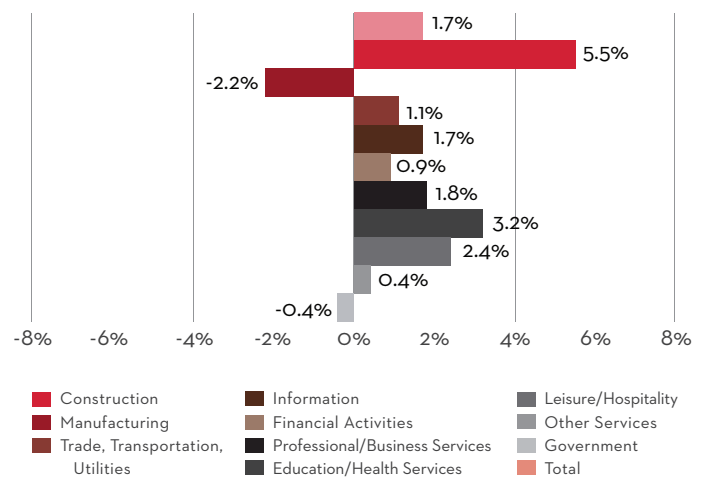
### NYC NONFARM EMPLOYMENT INDUSTRY



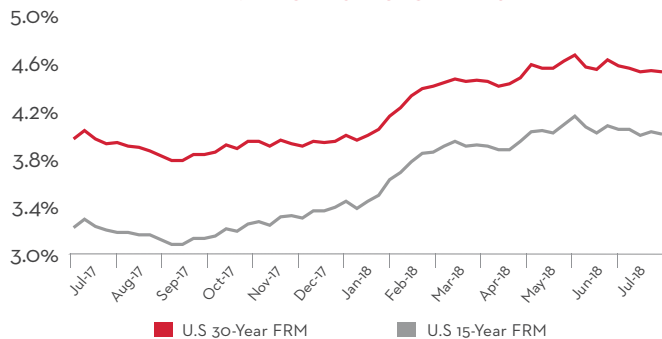
### AVERAGE WEEKLY EARNINGS



### 12-MONTH EMPLOYMENT GROWTH CHANGE



### AVERAGE MORTGAGE RATES



### SEASONALLY ADJUSTED UNEMPLOYMENT RATE

