

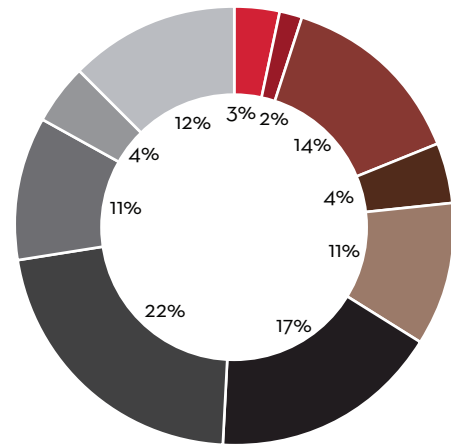
BY **GARRETT DERDERIAN**  
Director of Data & Reporting

**JULY 2017**

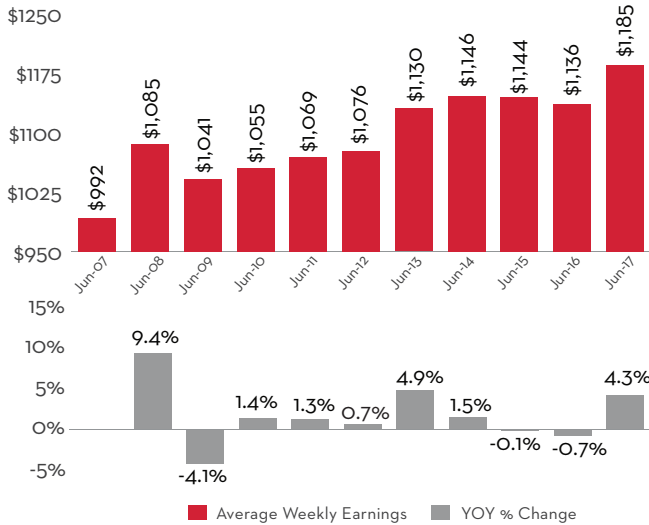
New York City added 101,100 jobs in June 2017. Total nonfarm employment grew to 4,439,800 workers across the five boroughs, a 2.3% increase from this time last year. The Education and Health Services sector increased by 44,000 jobs (4.8%), Leisure and Hospitality added 20,000 (4.5%), while Professional and Business services rounded out the top three with 31,700 new jobs, up 4.4%. Construction also improved, adding 5,700 jobs (3.9%), while only two sectors saw negative job growth. Trade, Transportation, and Utilities recorded the largest loss, down 9,300 jobs (-3.9%), while Manufacturing decreased 3,000 jobs, or 1.5%.

Average weekly earnings in New York City were \$1,185 in June 2017, a 4.3% year-over-year increase. This was the largest June-adjustment since 2013 when wages increased by 4.9%. The change was also higher than the June 10-year average increase of 1.8%. This comes as City unemployment ticked up by 0.1% from May, but was down 0.9% from one year ago. U.S. unemployment rate mirrored the City at 4.4% while New York State was just above at 4.5%. A 30-year fixed-rate mortgage (FRM) dipped to 3.96% in the third week of June, while a 15-year FRM dropped to 3.23%.

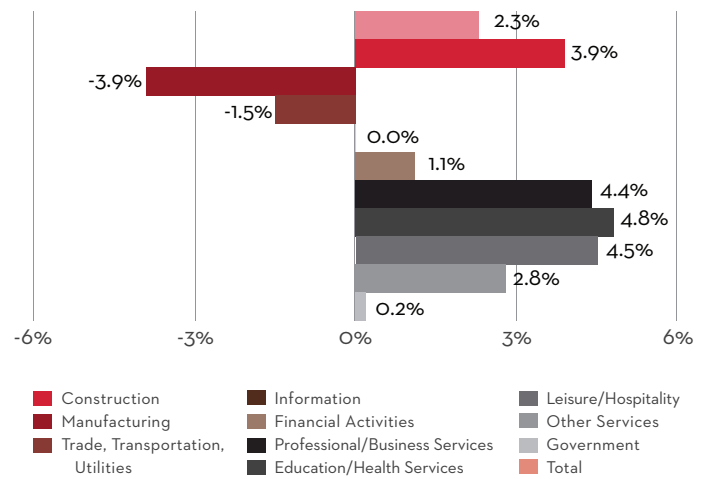
**NYC NONFARM EMPLOYMENT INDUSTRY**



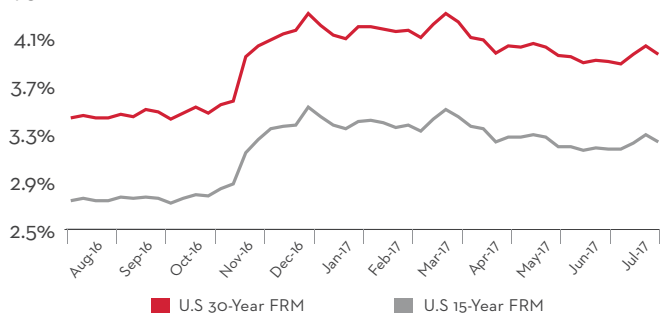
**AVERAGE WEEKLY EARNINGS**



**12-MONTH EMPLOYMENT GROWTH CHANGE**



**AVERAGE MORTGAGE RATES**



**SEASONALLY ADJUSTED UNEMPLOYMENT RATE**

